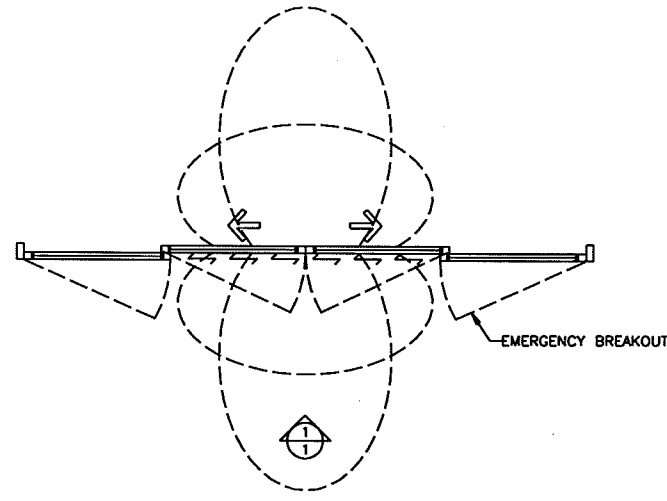


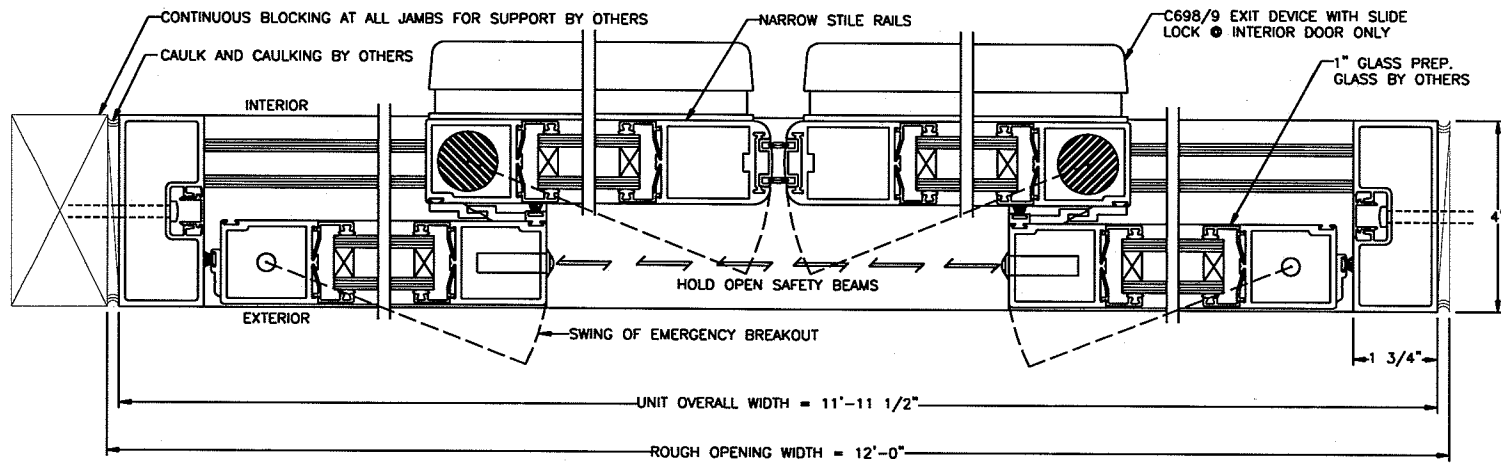
EXTERIOR ELEVATION

SCALE : 1/4" = 1'-0"
 TWO (2) UNITS REQUIRED AS SHOWN (SO-SX-SX-SO)
 DOOR #100 & #101



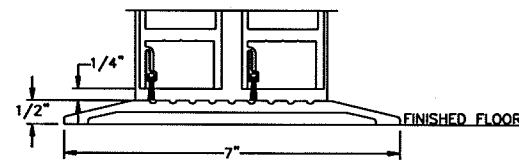
TYPICAL PLAN VIEW

SCALE : 1/4" = 1'-0"
 TWO (2) UNITS REQUIRED AS SHOWN (SO-SX-SX-SO)
 DOOR #100 & #101



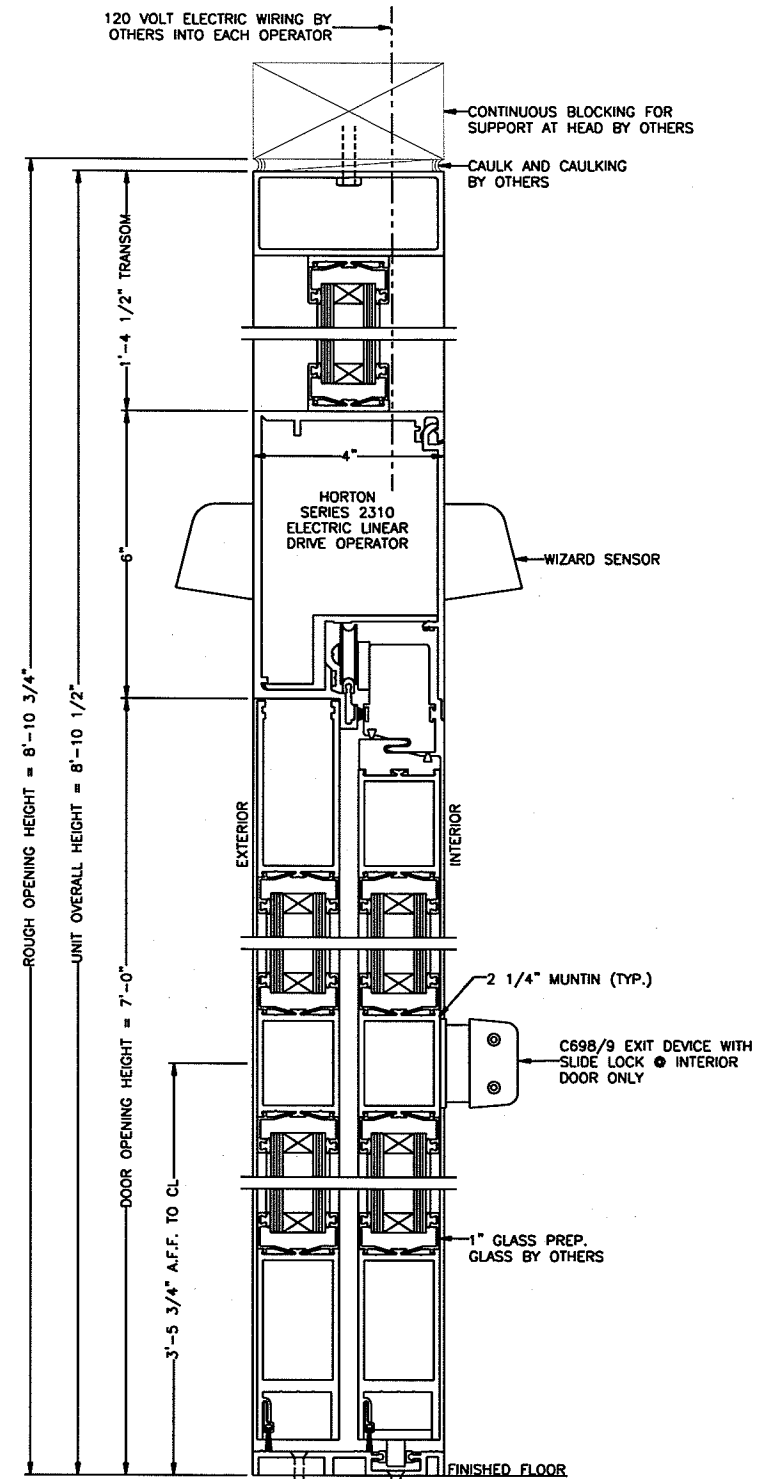
HORIZONTAL SECTION

QUARTER SIZE



THRESHOLD DETAIL

QUARTER SIZE



VERTICAL SECTION

QUARTER SIZE
 DOOR SHOWN IN OPEN POSITION

MATERIAL LIST:

- TWO (2) TYPE 310 HORTON AUTOMATICS SERIES 2000 AUTOMATIC SLIDING ENTRANCE DOOR SYSTEM SO-SX-SX-SO
- BI-PARTING APPLICATION WITH 60" DOOR OPENING
- NARROW STILE ALUMINUM DOORS WITH MUNTIN
- NARROW STILE ALUMINUM SIDELITES WITH MUNTIN
- EMERGENCY BREAKOUT
- UNITS PREPPED FOR 1" GLASS
- FINISH: DARK BRONZE ANODIZED
- TRANSOM TO 106 1/2" WITH 1" GLASS PREP ON BOTH PACKAGES

- TWO (2) WIZARD MOTION/PRESENCE DETECTOR WITH DUAL DOORWAY HOLDING BEAMS
- ONE (1) AUTO-LOCK AUTOMATIC LOCKING WITH SLIDE LOCK & ADAMS RITE PANICS

THE FOLLOWING IS NOT INCLUDED AND MUST BE FURNISHED AND INSTALLED BY OTHERS:

1. ALL OTHER MATERIAL OR SERVICES NOT LISTED ABOVE.
2. PROVIDE 120 VOLT ELECTRIC WIRING INTO EACH OPERATOR.
3. PREPARATION OF THE OPENINGS.
4. GLASS, GLAZING OR CAULKING.

DATE :	SCALE : AS NOTED
FILENAME :	JOB NUMBER :
DRAWN BY :	APPROVED BY :
SHEET 1 OF 1	

CUSTOM TITLE BLOCK

REVISIONS
<input type="checkbox"/> <input type="checkbox"/> <input type="checkbox"/> <input type="checkbox"/>

ARCHITECT NAME ADDRESS CITY, STATE, ZIP	GENERAL CONTRACTOR NAME ADDRESS CITY, STATE, ZIP
--	---

JOB TITLE JOB AREA	JOB ADDRESS CITY, STATE, ZIP	JOB ADDRESS CITY, STATE, ZIP
-----------------------	---------------------------------	---------------------------------